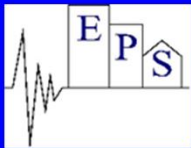
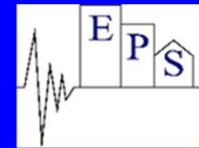


Triple Pendulum Bearings for Continued Functionality Design



Earthquake Protection Systems
California, USA



Exponent®



A leading consulting firm dedicated to helping our clients solve their most challenging issues.

Engineers & Scientists

- Failure & Accident Investigation
- Comprehensive Building Assessment
- Structural Health Monitoring
- Noise & Vibration Monitoring
- Construction Defect Evaluation
- Facade & Building Envelope Evaluation
- Geotechnical & Hydrologic Studies
- Adjacent Construction Issues
- Crane & Heavy Equipment Consulting
- Multi-Hazard Risk Assessment

Construction Consultants

- CPM Schedule Preparation & Progress Monitoring
- Risk Modeling of Project Uncertainties
- 3D & 4D Modeling/Design Conflict Analysis
- Time Extension/Delay Analysis
- Claim Avoidance, Preparation & Defense
- Cost & Damage Analysis

420 Lexington Ave, Suite 1740 | New York, NY 10170 | 212.895.8100
newyork-office@exponent.com


www.exponent.com

GMS




GZA

Serving Infrastructure Projects with our 5 Core Services



Subsurface Explorations
 Deep and Shallow Foundation Solutions
 Rock Slope Characterization, Stability Assessment, Rock Fall Mitigation
 Soil Slope Analysis and Stabilization Design




Environmental Site Assessment, Investigation and Remediation
 EHS Regulatory Compliance
 Air Quality
 Hazardous Materials Management
 Sustainability Advisory Services



Wetland Delineation, Assessment and Design
 Environmental Impact Studies
 Natural Resource Permitting
 Invasive Species Management
 Water Quality Assessment and Planning



Climate Change and Hazard Planning
 Marine and Waterfront Structures
 Water Resources



Construction-related Building Services
 Asbestos, Lead, PCB's, and Mold Abatement
 Demolition and Decommissioning
 Specialty Clean Construction

Formerly
WSP | PARSONS BRINCKERHOFF



Question the ordinary
Imagine the extraordinary
Create the enduring

We are WSP USA

wsp.com/usa